

Surface Sewer Section from - 206 - 207
 Existing ground level
 Proposed new ground level

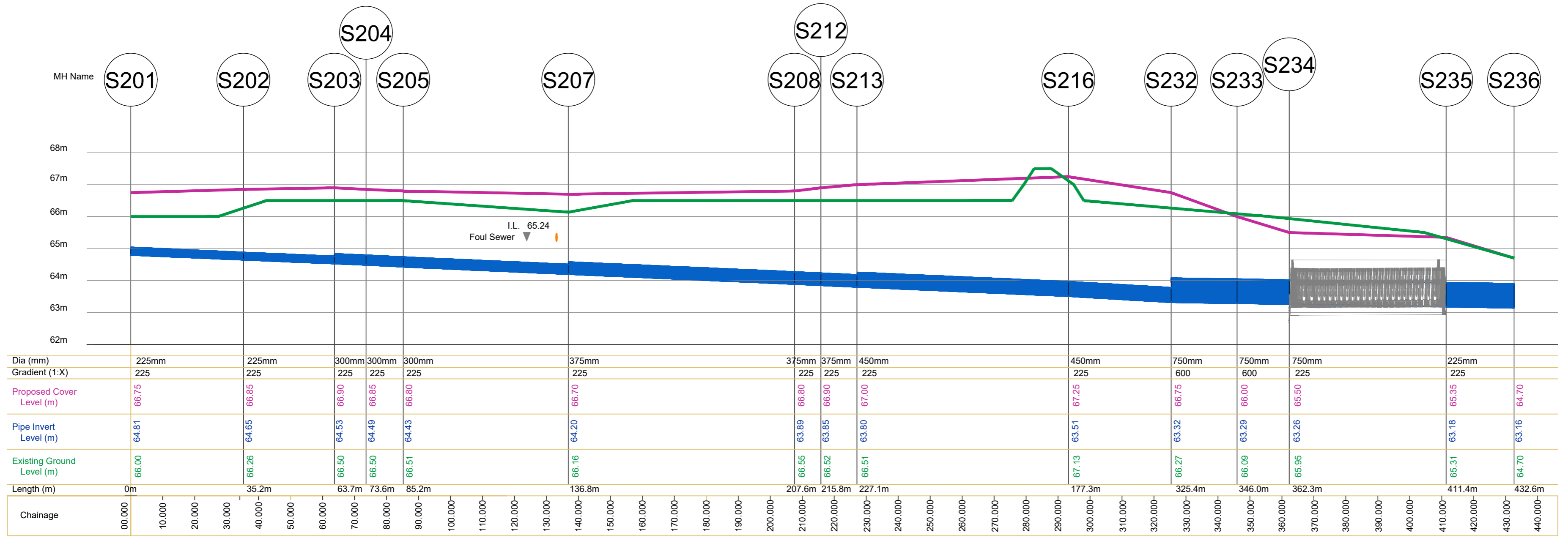
Surface Sewer Section from - 209 - 211 - 212
 Existing ground level
 Proposed new ground level

Surface Sewer Section from - 210 - 211
 Existing ground level
 Proposed new ground level

GENERAL NOTES:
 The Developer/Contractor/Builder is to ensure that the building under construction/alteration is to comply where applicable with the 2010 Building Regulations in respect of all trades involved in the construction of this development.
 The Developer/Contractor/Builder should notify BCA of any intended deviations from these plans prior to commencement of development.
 All Site Development works to be carried out in accordance with "Recommendations for Site Development Works for Housing Areas" Dept. of Environment.
 Contractors must verify all dimensions at the job before commencing any work. No working dimensions to be scaled. This drawing is for the purpose of planning only. Dimensions to blockwork only.

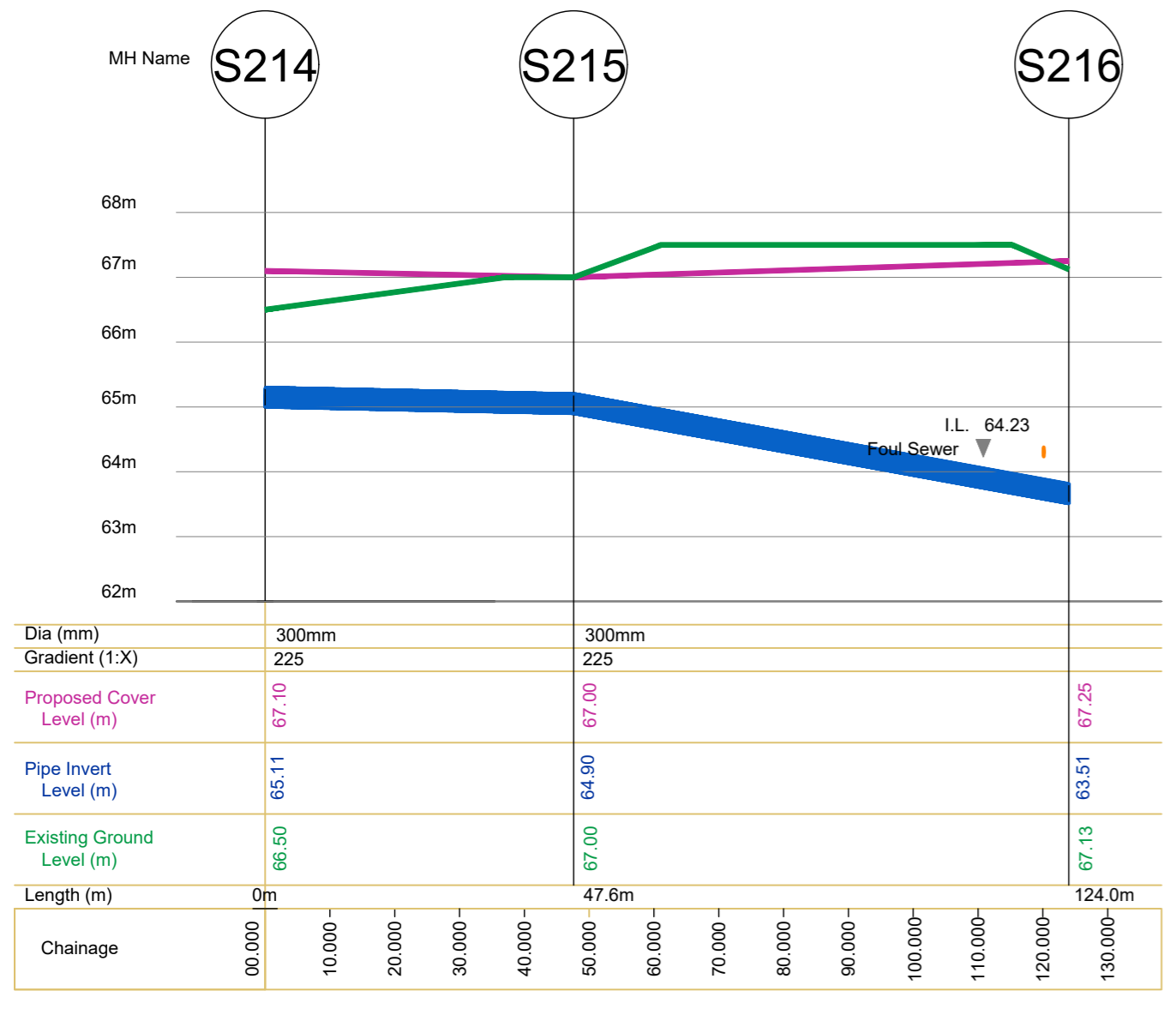
Revision
 Date Rev.

SURFACE WATER SEWER SECTIONS
 Scale X - 1:500; Y - 1:100 @ A1

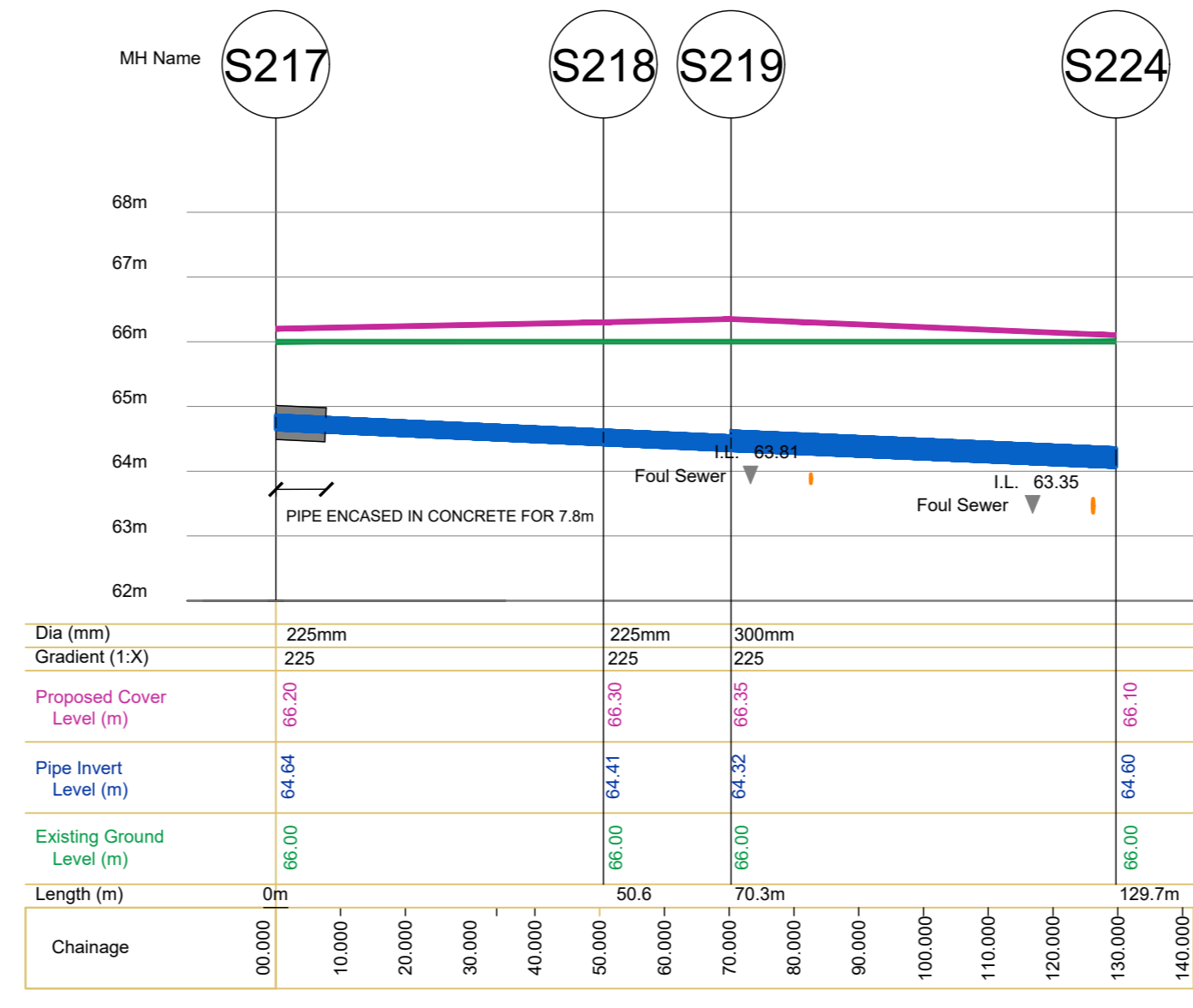


Surface Sewer Section from - 201 - 202 - 203 - 204 - 205 - 207 - 208 - 212 - 213 - 216 - 232 - 233 - 234 - 235 - 236
 Existing ground level
 Proposed new ground level

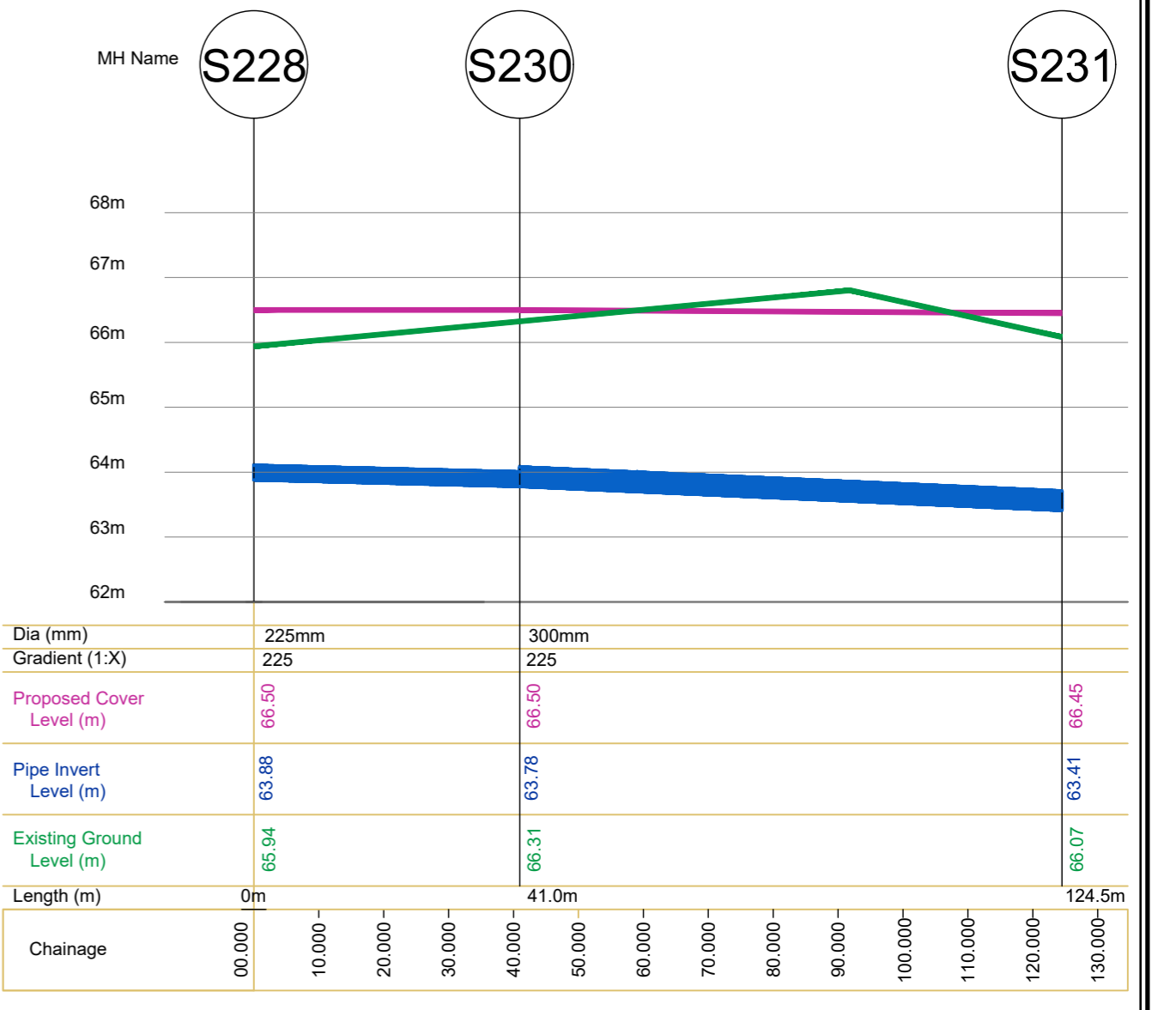
SURFACE WATER SEWER SECTIONS
 Scale X - 1:500; Y - 1:100 @ A1



Surface Sewer Section from - 214 - 215 - 216
 Existing ground level
 Proposed new ground level

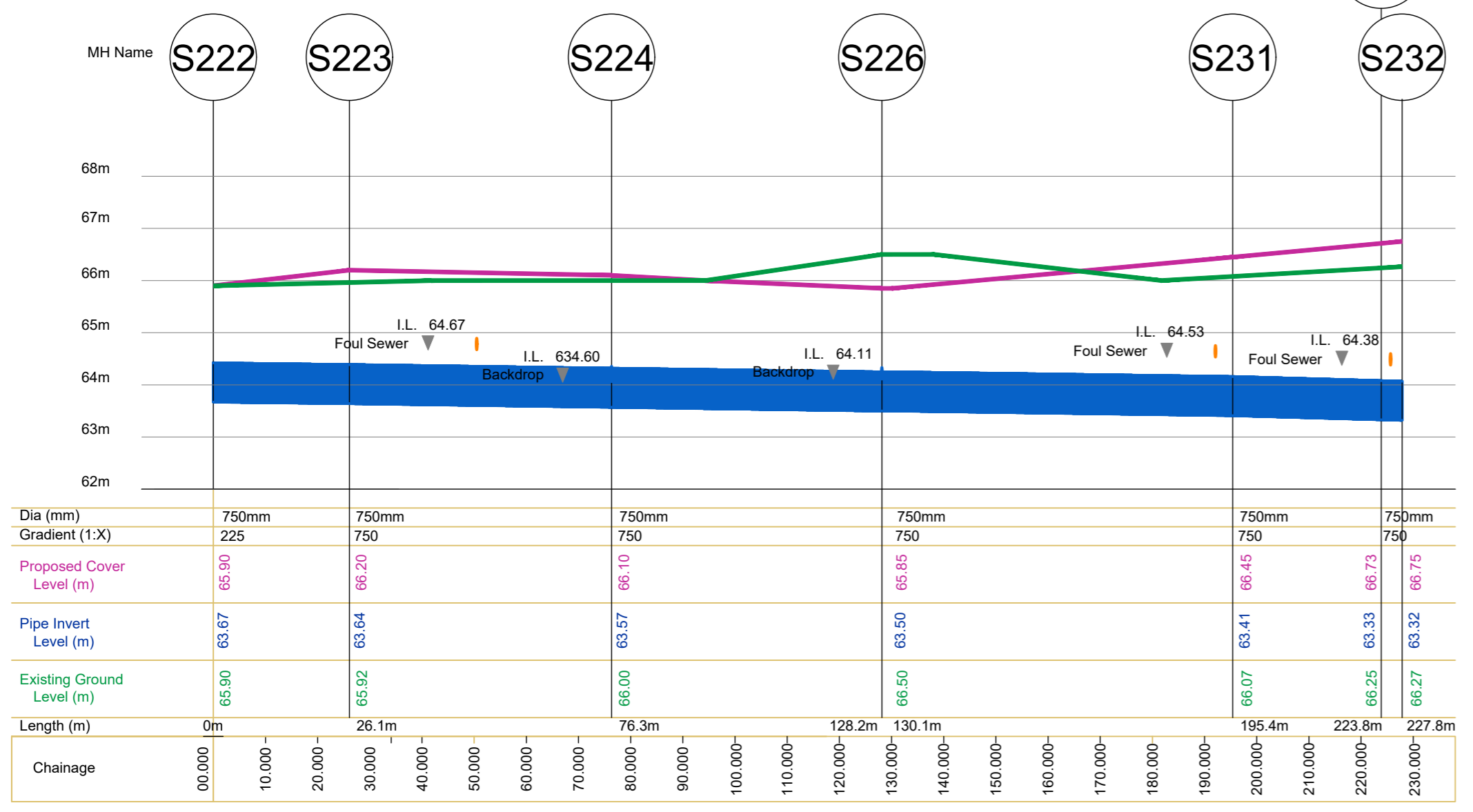


Surface Sewer Section from - 217 - 218 - 219 - 224
 Existing ground level
 Proposed new ground level

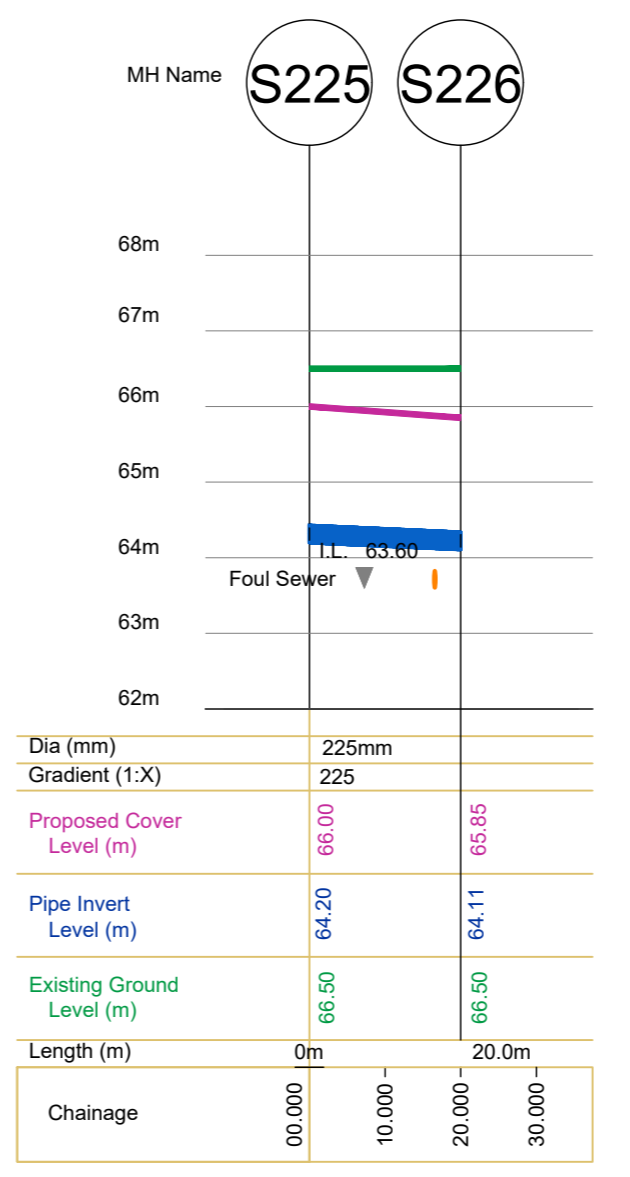


Surface Sewer Section from - 228 - 230 - 231
 Existing ground level
 Proposed new ground level

SURFACE WATER SEWER SECTIONS
 Scale X - 1:500; Y - 1:100 @ A1



Surface Sewer Section from - 222 - 223 - 224 - 226 - 231 - 232A - 232
 Existing ground level
 Proposed new ground level



Surface Sewer Section from - 225 - 226
 Existing ground level
 Proposed new ground level



Surface Sewer Section from - 229 - 230
 Existing ground level
 Proposed new ground level

SURFACE WATER SEWER SECTIONS
 Scale X - 1:500; Y - 1:100 @ A1

Client:
Westar Investments Ltd.

Job:
Residential SHD Development at Clane, Co. Kildare

Location :
 Clane, Co. Kildare

Drawing Title:
 Surface Water Sewer Sections
 Section 200

brian connolly associates
 CONSULTING ENGINEERS

BSc Eng. MSc. DIC. C.Eng. MIEI
 The Studio, Wood's Way, Clane, Co. Kildare, T.045 892211 F.045 892420
 e: bcassoc@eircom.net

SHD SUBMISSION

Job no	20017
date	18-11-2020
scale	1:500 @ A1
drawn by	David Casey
cad ref no	
planning ref no	300
fire ref no	
drawing no	20017-303-4