ALL WASTEWATER INSTALLATIONS TO COMPLY WITH IRISH WATER CONNECTION AND DEVELOPER SERVICES

WASTE WATER INFRASTUCTURE STANDARD DETAILS

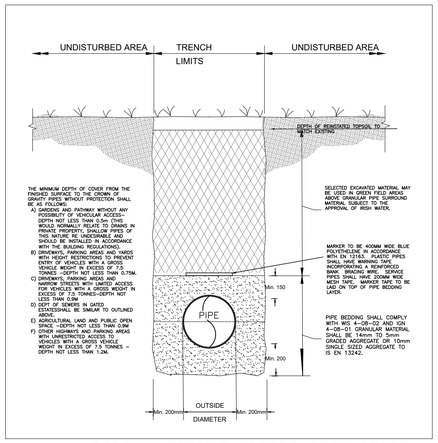

BEDDING DETAILS ACROSS OPEN SPACE

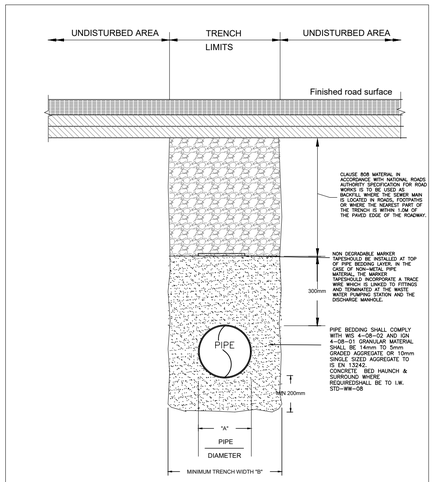

NOTES:

1. IF TRENCH BOTTOM CONTAINS ROCK, THEN A MINIMUM OF A 300mm PIPE BEDDING SHALL BE USED.

PIPE DIAMETER "A" (mm)	TRENCH WIDTH "B" (mm)
100	500
150	600
225	675
300	750

BEDDING DETAILS ACROSS ROADS & FOOTPATHS

TYPICAL TRENCH DETAILS (scale 1:20)

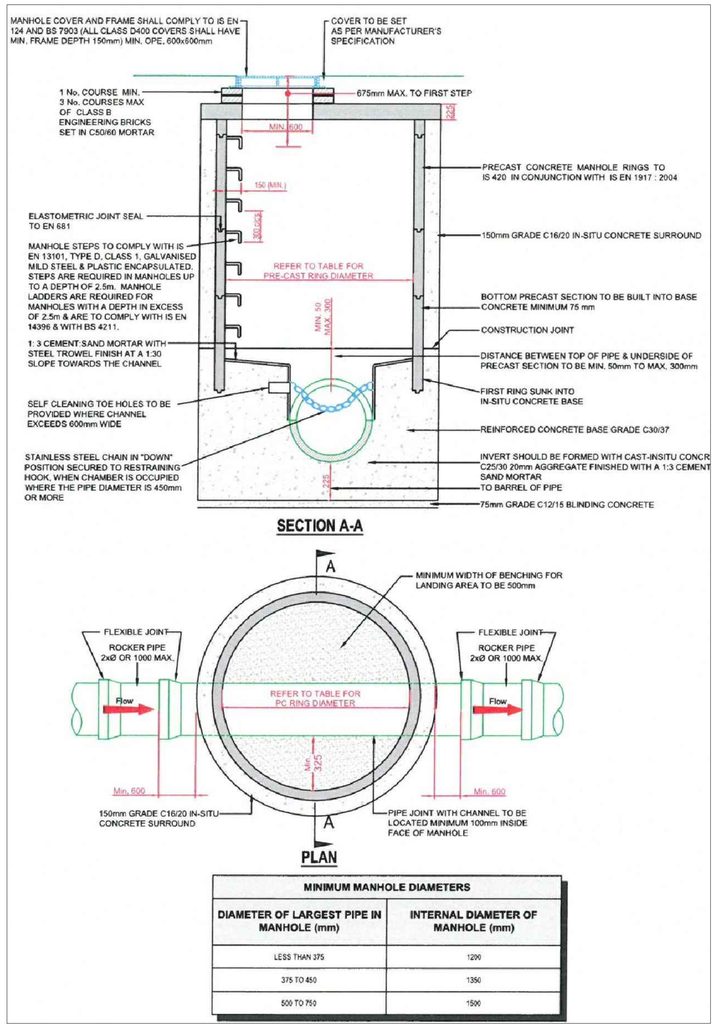

MINIMUM MANHOLE DIAMETERS	
DIAMETER OF LARGEST PIPE IN MANHOLE (mm)	INTERNAL DIAMETER OF MANHOLE (mm)
LESS THAN 375	1200
375 TO 450	1350
500 TO 750	1500

TYPICAL MANHOLE DETAILS (scale 1:25)

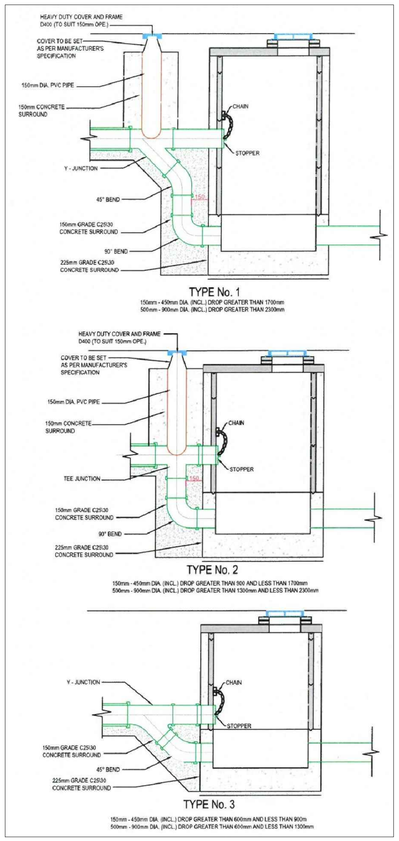

TYPICAL BACKDROP MANHOLE DETAILS (scale 1:25)

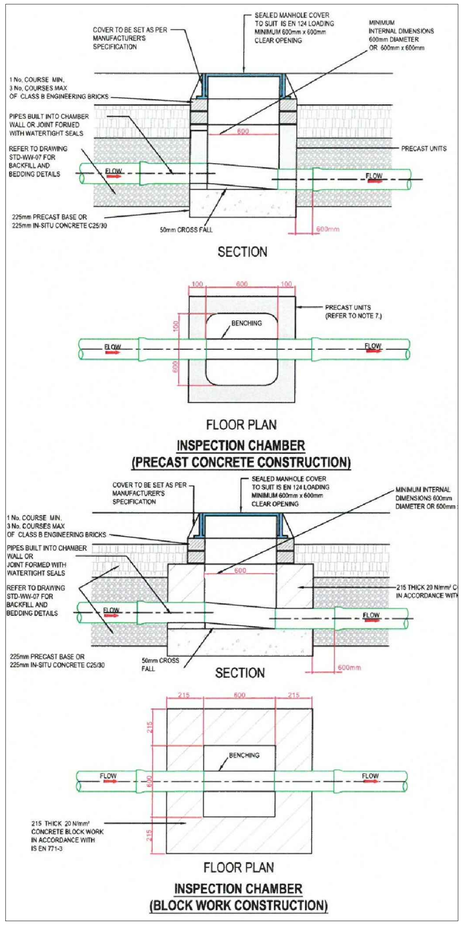

TYPICAL HOUSE INSPECTION CHAMBER DETAILS (scale 1:25)

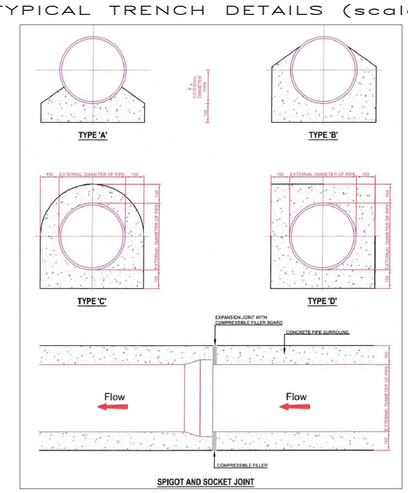

CONCRETE HAUNCH DETAILS (scale 1:25)

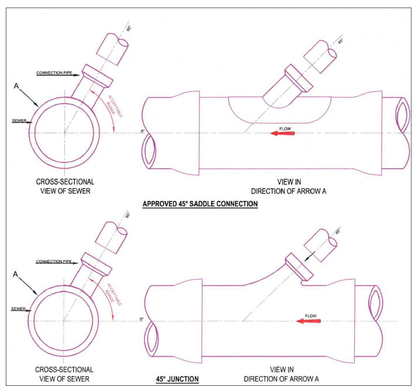

TYPICAL SEWER/SERVICE PIPE CONNECTION (scale 1:10)

GENERAL NOTES:

The Developer/Contractor/Builder is to ensure that the building under construction/alteration is to comply where applicable with the 2010 Building Regulations in respect of all trades involved in the construction of this development.

The Developer/Contractor/Builder should notify BCA of any intended deviations from these plans prior to commencement of development.

All Site Development works to be carried out in accordance with "Recommendations for Site Development Works for Housing Areas" Dept. of Environment.

Contractors must verify all dimensions at the job before commencing any work. No working dimensions to be scaled. This drawing is for the purpose of planning only. Dimensions to blockwork only.

Revision

Date	Rev.

NOTES:

ALL WORKS TO COMPLY WITH IRISHWATER CONNECTION AND DEVELOPER SERVICES WASTEWATER INFRASTRUCTURE STANDARD DETAILS

1. ALL HOUSE CONNECTIONS IN ACCORDANCE WITH DRG. NO. STD-WW-03
2. SEPERATION DISTANCES IN ACCORDANCE WITH DRG. NO. STD-WW-05
3. TRENCH BACKFILLING IN ACCORDANCE WITH DRG. NO. STD-WW-07
4. MANHOLES CONSTRUCTED IN ACCORDANCE WITH DRG. NO. STD-WW-09 OR 10
5. BACKDROP MANHOLES IN ACCORDANCE WITH DRG. NO. STD-WW-12
6. ALL PIPES TO BE uPVC PIPES AND FITTINGS AND COMPLY WITH THE PROVISIONS OF IS EN 1401:2009/2012. PIPES TO BE APPLICATION AREA CODE "UD", STIFFNESS CLASS SN/N=2. PROVISION FR JETTING SHALL BE BASED ON THE WRc SEWER JETTING CODE OF PRACTICE, JUNE 1997. PIPES TO BE CAPABLE OF RESISTING A MAXIMUM JETTING PUMP PRESSURE 2,600psi (180 BAR) WITHOUT DAMAGE.
7. PUSH IN RUBBER RING JOINTS SHALL BE PLACED IN ACCORDANCE WITH MANUFACTURER'S INSTRUCTIONS FOR THE PIPE MATERIAL.

Client:
Westar Investments Ltd.

Job:
Residential SHD Development
at Clane, Co. Kildare

Location :
Clane, Co. Kildare

Drawing Title:
Services - Foul Sewer Details
(Sheet 3 of 3)

brian connolly associates
CONSULTING ENGINEERS
BSc Eng. MSc, DIC, C.Eng, MIEI
The Studio, "Wood's Way", Clane, Co. Kildare. t. 045 892211 f. 045 892420
e: bcassoc@eircom.net

SHD SUBMISSION

job no	20017
date	16.06.20
scale	As Shown @ A1
drawn by	Brian Connolly
cad ref no	300
planning ref no	
fire ref no	
drawing no.	20017-316